




SMART DETAILS
FRAMESCAFF | FAÇADE SCAFFOLDING



FRAMESCAFF

FAÇADE SCAFFOLDING

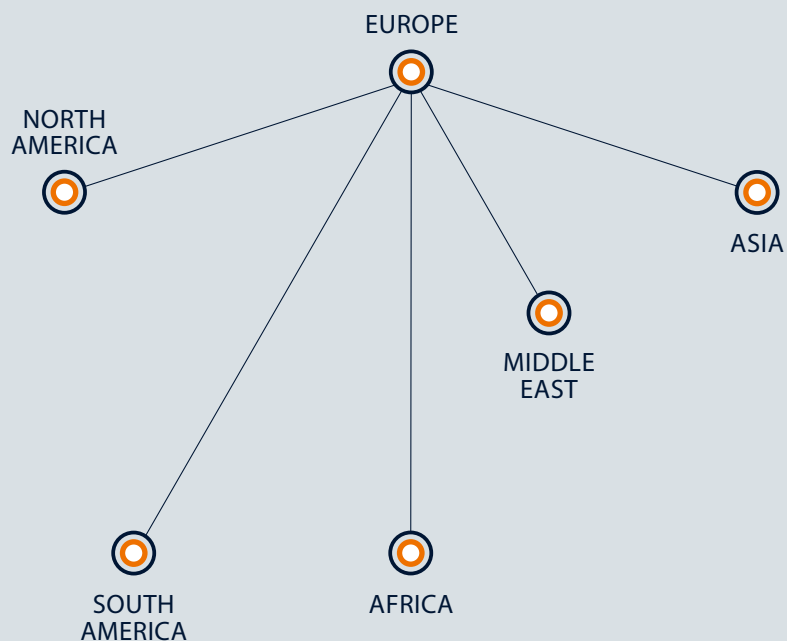
**SMART
DETAILS
GREAT
SOLUTIONS!**

 **scafom-rux**

GLOBAL NETWORK WORLDWIDE PRESENCE

Scafom-rux is a family owned company that has been established in 1978 and moved quickly to expand its global network. Today Scafom-rux is an acknowledged leader of the global scaffolding and shoring business.

Headquartered by Scafom-rux Holding in the Netherlands with five strategically located production sites, sales offices and engineers in 16 countries, the group is well positioned to respond rapidly to market trends in all the key markets of Europe, Asia, and North and South America, as well as the emerging commercial centres of Africa and Middle East.



**SMART
DETAILS
GREAT
SOLUTIONS!**

Scafom-rux scaffolding and shoring systems are today on-site and in use, optimising safety with industrial, construction and infrastructural projects large and small around the world. Whether it's Ringscaff, Duralok, Super or Framescaff, or indeed the classic and reliable Scafom-rux props, highest possible safety standards can be sustained by Scafom-rux.

Safety first always! At every level of business — from design concept through to routine daily use — Safety First is a priority for all at Scafom-rux. A system of stringent controls on the quality of raw materials is reinforced by a continuous and consistent testing on all products and systems. When it comes to safety, product quality and ease of use, nothing is left to chance.

Scafom-rux pays attention to detail and provides dynamic professionalism at every level of the customer relationship, making a direct contribution to the client's bottom line results. From erection and dismantling, consulting & training, R&D and innovative engineering to logistics and application on a worldwide basis, Scafom-rux brands are the complete solution provider for the global industry.

Prepared always to provide even better solutions. Smart Details, Great Solutions!

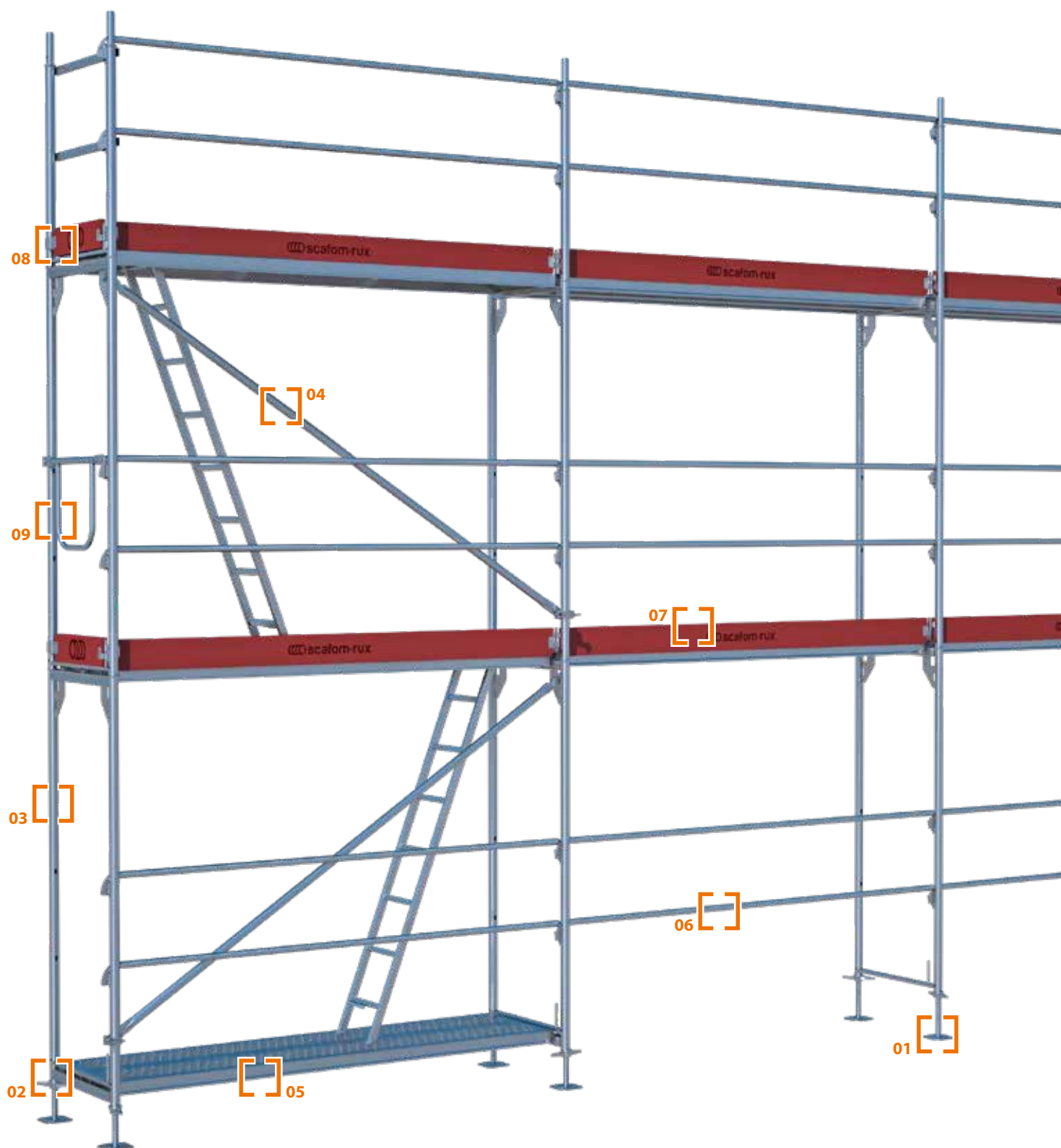
FRAMESCAFF - FAÇADE SCAFFOLDING**02** | OVERVIEW**03** | CONTENTS**04-05** | TECHNICAL DETAILS – FRAMESCAFF**06-07** | COMPONENTS**08-09** | SYSTEM ADVANTAGES**10** | ASCENT SOLUTIONS**PRICE LIST****11-37** | PRODUCTS**11-13** | SCAFFOLD BASIS**14-15** | VERTICAL FRAMES**16-18** | DIAGONALS / SIDE PROTECTION**19-20** | TRANSOMS**21** | DECKS**21-22** | ACCESS HATCHES**23** | STAIRS**24-25** | BRACKETS**26** | SCAFFOLD FINAL SECTION**27-28** | ANCHORAGE**29-31** | ACCESSORIES AND LOGISTICS**32-37** | PERSONAL PROTECTION**38-39** | PRICE EXAMPLES**40-42** | ASSEMBLY**43** | APPROVAL / MIXING APPROVAL**44-45** | SCAFOM-RUX SERVICE | APP | ANIMATIONS**46-47** | PRODUCT OVERVIEW**GOOD TO KNOW****COMPATIBILITY IN 07 DIMENSION**

FRAMESCAFF was developed as an alternative and building-authority approved addition to the proprietary 07 façade scaffolding solution. The ever-increasing range of components and accessories allows it to be used as a completely autonomous scaffolding system with its own approval.

Frame width 0.73 m**Frame height** 2.00 m**Bay lengths** 1.57 m / 2.07 m / 2.57 m and 3.07 m**INGENIOUSLY SIMPLE**

FRAMESCAFF is simple and can be assembled in a few easy steps. Thanks to its specific geometry, the scaffold is self-aligning after being initially levelled with the ground.





A SCAFFOLD WITH FEW COMPONENT PARTS? **ROCK SOLID!**

Convincing simplicity – that is the way the façade scaffolding FRAMESCAFF can best be described. Very few individual components, simple assembly of the decks and toe boards as well as the well-considered affixing of the guardrails and diagonals ensure a safe and stable scaffolding structure.



FRAMESCAFF THE 07 DIMENSION FAÇADE SOLUTION



TOP - AS INDIVIDUAL PLAYER AND TEAM PLAYER

A standard width of 73 cm and a bay length in the 07 dimension makes FRAMESCAFF not only useful as a stand-alone solution, but also means that it is compatible with generally accepted market standards – mixing in accordance with the approval is also an option.

ASSEMBLY? QUICK AND SIMPLE! **SIMPLY STRUCTURED, EFFICIENTLY ASSEMBLED!**

01 Base jack

04 Diagonal

07 Toe board

02 Starter transom

05 Steel deck

08 End toe board

03 Vertical frame

06 Back guardrail

09 Front guardrail

FRAMESCAFF - SIMPLE, SAFE AND GOOD!

PRACTICAL DETAILS FOR PRACTICAL APPLICATIONS



Comprehensive experience in the development of practically-oriented scaffolding systems is the basis of our work – additionally, there is the permanent exchange with our professional users.

The modern façade scaffolding FRAMESCAFF is the logical consequence out of requirements and optimisation. Innumerable practical details make the system fit for daily use and to an all-rounded that can cope with any assignment and situation – even those that may be somewhat unimaginable.

LOAD UP TO 3.0 KN/M²

FLEXIBLE MODULAR SYSTEM

SIMPLE HANDLING

LOW WEIGHT

OPTIMUM SAFETY

ONLY 4 EXAMPLE PARTS THAT MAKE FRAMESCAFF SIMPLY GOOD



STEEL DECKS U-SHAPED HOOK-UP

- Anti-slip design
- Available in the usual lengths:
1.57 m / 2.07 m and 2.57 m




FRONT GUARDRAIL, DOUBLE

- Even endures against climbing "misuse"
- Saves assembly time



BRACKET WITH SUPPORT

- Can be fitted at any height thanks to coupler
- Available as single or 2-deck version



PROTECTIVE ROOF EXTENSION ARM

- For safe roof work
- Covered with decks out of wood, steel or aluminium

YOU ARE LOOKING FOR ALTERNATIVES?

WITH FRAMESCAFF YOU HAVE FOUND THEM

FRAMESCAFF is compatible with other, conventional façade scaffolding systems on the market with its standard width of 0.73 m and available lengths of 1.57 m / 2.07 m / 2.57 m and 3.07 m.

For you it means: an economic alternative that might make all the difference when in competition for the next project.

PRACTICAL ASSEMBLY

Assembly is carried out almost entirely without any need for tools and is in no way impaired by any loose parts. After aligning the base of the scaffolding, the next steps for a standard erection can only follow one prescribed method. The scaffolding automatically stands in a proper perpendicular alignment.

LOW WEIGHT

FRAMESCAFF is among the lightest façade systems. This is a great advantage not only during assembly and disassembly, but also in terms of transportation and storage.

STANDARDISED

The façade scaffolding FRAMESCAFF is based on the familiar "07-length" dimension (1.57 m – 2.07 m – 2.57 m and 3.07 m). The standard height of the frames is 2.00 m or 1.00 m. Guardrails are available in lengths of 3.07 m. Additionally, scafo-m-rux offers a comprehensive range of other component parts that can be readily combined with one another.

U-SHAPED HOOK-UP

The decks are positioned in the U-profile transoms and then affixed there by the frames that are inserted from above.



HIGH RIGIDITY

The high rigidity of the façade system reduces to a minimum the number of anchorage points needed.

UNLIMITED POSSIBILITIES

The low number of basic parts required is compensated by a number of intelligent and practical accessories. This means that FRAMESCAFF can be deployed very flexibly in any field of application.

LOGISTICS BENEFIT

The benefit of FRAMESCAFF makes itself noticeable in terms of storage and transportation: low weight, optimal stackability of the material and reduction of manual work.

SMART DETAIL: LOGISTICS



90 % of the performance of scaffolders can be attributed to the transport and storage of the material. scafom-rux develops all its systems with a view to making this aspect even more economic.

- Optimum utilisation of the transport capacity
- Optimal storage
- Low weight
- Simple, safe handling
- Optimised product ergonomics

SIMPLY CHANGE THE LEVEL

NO PROBLEM AT ALL WITH THE
ALUMINIUM PLATFORM STAIRWAY!

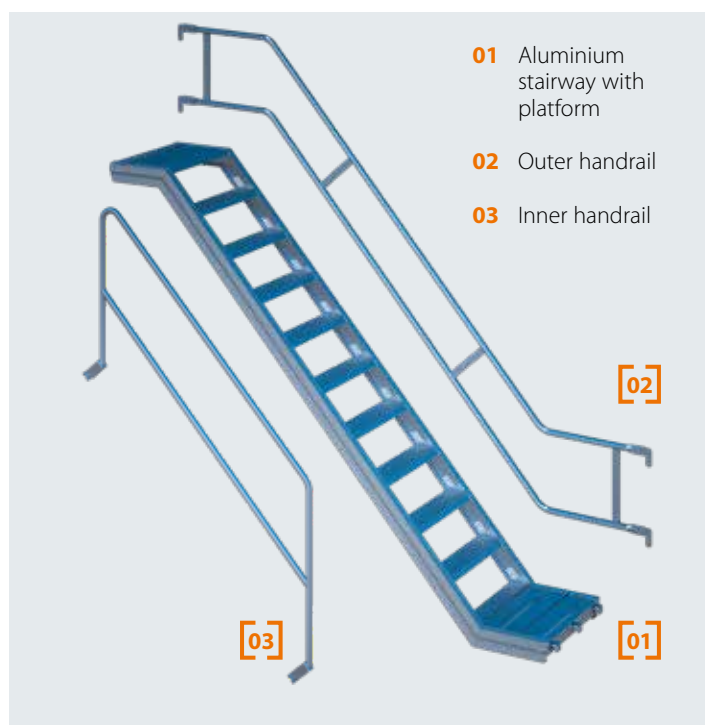
Changing levels in a scaffolding is challenging enough even without any load – the air astonishingly gets very thin very quickly. And with tools or building materials in the hand, it can become a balancing act when ladder frames are used. Solution: stairs! The aluminium platform stairway in the U-shaped hook-up version can be perfectly integrated into the FRAMESCAFF façade scaffolding.


FULL SYSTEM INTEGRATION

USEFUL ACCESSORIES

SAFE ASCENT SOLUTION

MATERIAL, WORK AND
TIME SAVINGS

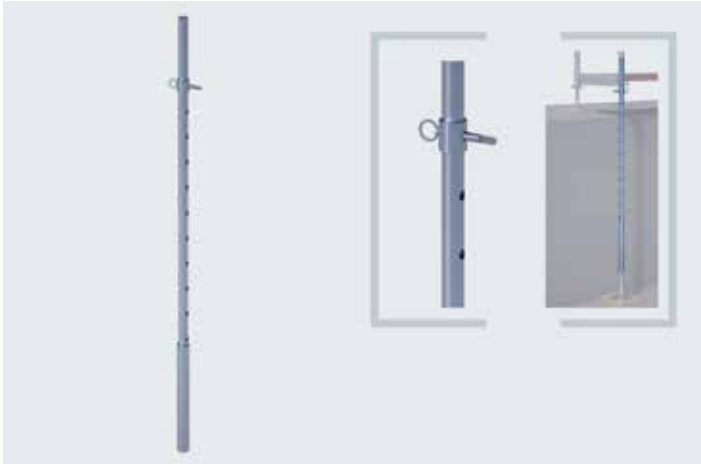


**Base jack Ø 38 mm**

To compensate for uneven surfaces and to enable perpendicular/horizontal scaffold assembly. Depending on the position of the wing nut, the load-bearing capacity can be as much as 50 kN. High-speed thread for continuous adjustment. Comes with wing nut for simple height adjustment even under load conditions. The thread is notched 150 mm below its upper edge to secure the wing nut. Please ensure when fitting that the overlap length between the standard and the spindle is 25 % of the spindle length and is at least 150 mm.

H/L x B (m)	kg	Pack	Part No.	for order volume of: €/each		
0.30	2.40	330	00357	1: 13.35	50: 9.20	250: 8.30
0.50	3.20	250	00358	1: 15.10	50: 9.70	250: 8.95
0.60	3.90	300	08358	1: 15.55	50: 9.80	250: 9.25
0.78	4.20	250	00360	1: 20.25	50: 13.05	200: 11.95
1.00	4.70	200	00365	1: 26.20	50: 16.60	200: 14.75

SNP

**Spacer tube complete with sleeve and pin**

Suitable when the base jack is no longer adequate for compensating for very uneven surfaces or in the case of cellar stairways etc. It is used as an extension for the base jack in combination with the decking transom. Significant adjustment range of 1.00 m at 10 cm intervals.

H/L x B (m)	kg	Pack	Part No.	for order volume of: €/each		
1.80	6.40	50	00668	1: 44.60	10: 32.15	20: 28.70

SNP

**Underlay pad for base jack**

Fitted with reflectors, out of plastic material.
B: 0.265 m x L: 0.235 m x H: 0.01 m

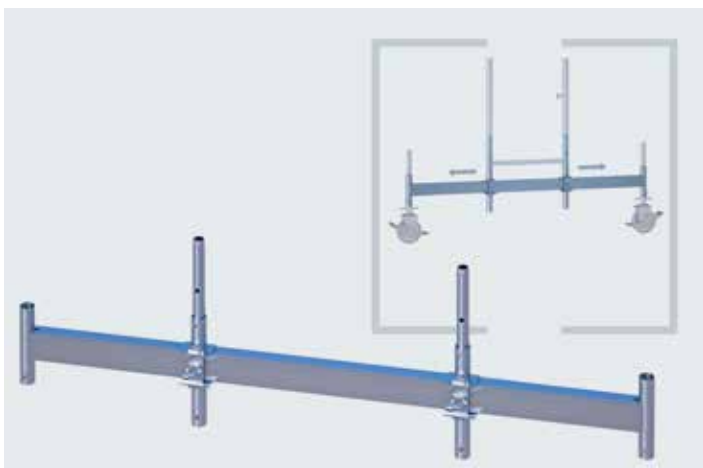
Info	kg	Pack	Part No.	for order volume of: €/each		
	0.20	80	05632	1: 3.40	10: 2.45	50: 2.10

SNP

**Base transom**

Steel, hot dip galvanized. For fitting 2 planks.

Info	H/L x B (m)	kg	Pack	Part No.	€/each
	0.73	3.10	1	E04FS0063	29.40




Universal mobile beam

Makes a mobile working scaffold out of almost every façade or modular scaffolding. Popular element in every scaffolder's portfolio. No additional investments in a mobile scaffold system necessary. Can be used universally thanks to adjustable tube connectors. Possible to combine with all RUX castors

H/L x B (m)	kg	Pack	Part No.	for order volume of: €/each		
2.00	23.20	1	05505	1: 191.00	4: 159.00	8: 148.00

SNP



Foothold for universal mobile beam

Designed as a climbing aid, it is inserted into the universal mobile beam's adapter and then secured there by means of a clip connector.

Info	H/L x B (m)	kg	Pack	Part No.	€/each
for Mobilo 800	0.80	2.80		05220	25.90 ①
for Mobilo 1400	1.40	4.90		05221	28.90 ①



Castor 10.0 kN

For mobile scaffold structures of all types. Height adjustable for perpendicular alignment. Locking brake for a secure stand and to protect against any unintentional rolling away. Centric transfer of load when brake is engaged. Little effort needed when moving the system thanks to integrated slide bearings and nylon wheel to safeguard the supporting surface. Also equipped with a foot lever for releasing the brake. Suitable for both indoor and outdoor applications: EN 1004.

Info	kg	Pack	Part No.	for order volume of: €/each		
10.0 kN	6.00	72	05507	1: 82.00	8: 58.00	24: 47.50

SNP



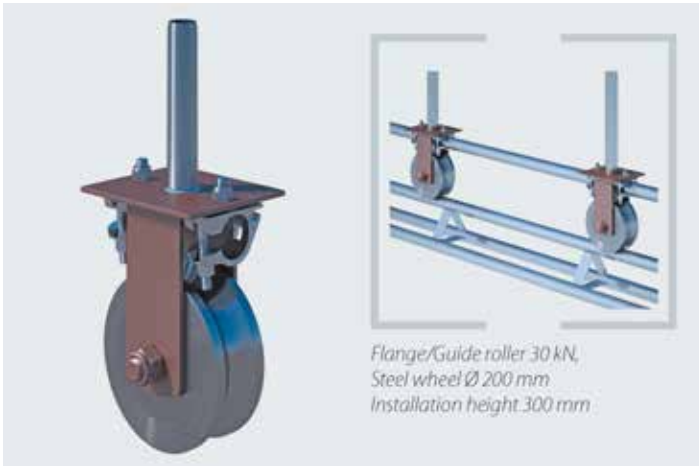
Flange/Guide roller (plastic)

For special mobile scaffolding structures. Plastic roller with concave design for guided transport on rails out of scaffolding material e.g. triangular supports. Comes with two integrated semi-couplers on the roller housing for secure attachment to the scaffolding structure.

15 kN permissible load, 200 mm roller diameter

H/L x B (m)	kg	Pack	Part No.	for order volume of: €/each		
12.80	50		04676_19	1: 260.00	4: 222.00	12: 198.00

SNP

**Flange/Guide roller (metal)**

For special mobile scaffolding structures. Metal roller with concave design for guided transport on rails out of scaffolding material e.g. triangular supports. Comes with two integrated semi-couplers on the roller housing for secure attachment to the scaffolding structure.

30 kN permissible load, 200 mm roller diameter

H/L x B (m)	kg	Pack	Part No.	for order volume of: €/each		
25.40	50	04688_19	1:	395.00	4:	315.00 12: 295.00

SNP



Vertical steel frame FRAMESCAFF

Upper transom with U-shaped profile for attachment of the scaffold decking; guardrail wedge housing for fitting the back guardrails. The upper gusset plates are designed for attachment of diagonals. Compatible with many conventional scaffolding systems. Thanks to its mixing approval, it is a suitable alternative for supplementing or extending your scaffold portfolio.

Info	H/L x B (m)	kg	Pack	Part No.	€/each
Width 06	1.00 x 0.73	12.80	20	E04FS0003	68.20
Width 06	1.50 x 0.73	16.00	20	E04FS0002	69.30
Width 06	2.00 x 0.73	18.60	20	E04FS0001	70.40



Vertical frame 1.09, steel

Wide frame. Upper transom with U-profile to accommodate the scaffold decks, guardrail box with wedge to mount the primary guardrails. The upper gusset plates are used to hold the diagonal braces. Compatible with many common scaffolding systems. Mixing approval makes it a suitable alternative for supplementing or extending your scaffolding stock.

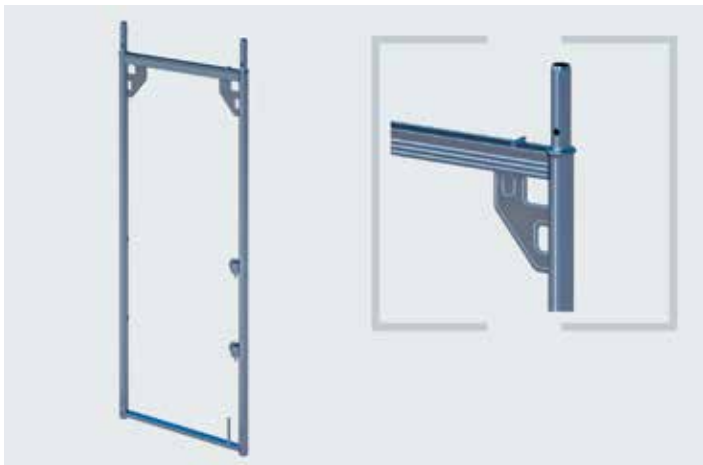
Info	H/L x B (m)	kg	Pack	Part No.	€/each
Width 09	1.00 x 1.09	14.40	20	E04FS0121	80.50
Width 09	1.50 x 1.09	17.60	20	E04FS0101	87.60
Width 09	2.00 x 1.09	21.30	20	E04FS0100	89.50



FRAMESCAFF vertical steel frame without guardrail housing

Upper transom with U-shaped profile for attachment of the scaffold decking. However, without any pre-fitted guardrail housing.


Info	H/L x B (m)	kg	Pack	Part No.	€/each
Width 06	0.66 x 0.73	10.20	20	E04FS0005	62.10
Width 09	0.66 x 1.09	11.90	20	E04FS0103	64.50



Vertical frame 0.73, aluminium


Upper crossbar with U-profile to accommodate the scaffold decks, guardrail box with wedge to mount the back guardrails. The upper gusset plates are used to hold the diagonal braces. Compatible with many common scaffolding systems. Mixing approval makes it a suitable alternative for supplementing or extending your scaffolding stock.

Info	H/L x B (m)	kg	Pack	Part No.	€/each
	2.00 x 0.73	8.50	20	06190	107.90

**Guardrail coupler**

Special coupler for the fitting of FRAMESCAFF back guardrails at any position.

Info	H/L x B (m)	kg	Pack	Part No.	€/each
AF 19		1.20	800	E04FS0059	16.00
AF 22		1.20	800	E04FS0060	16.00

**Passage frame**

Comes with tube connector. Enables safe and smooth-flowing public traffic below the scaffolding and ensures more or less unrestricted access to the entrances of buildings or businesses and free views of the shop windows. Generous dimension of approx. 1.50 m (= 4 deck widths) to accommodate high numbers of pedestrians. Includes an integrated passage frame standard with guardrail housing on one side

Info	H/L x B (m)	kg	Pack	Part No.	€/each
	2.20 x 1.50	35.30	10	E04FS0006	200.60

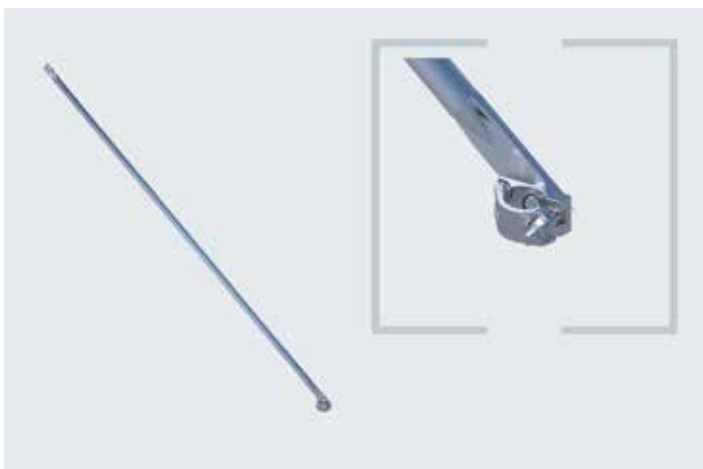


Adapter for vertical frames on lattice girder bridges

For the safe and rapid assembly of vertical frames or modular standards on lattice girders. Suitable for all conventional scaffolding systems and lattice girders with an installation height of 0.45 m. Self-securing structure with threaded spindle for height adjustment. Diameter of the spindle: 38 mm; length of the spindle: 500 mm.

H/L x B (m)	kg	Pack	Part No.	for order volume of: €/each		
5.90	1	00638	1:	41.80	4:	29.55 12: 27.30

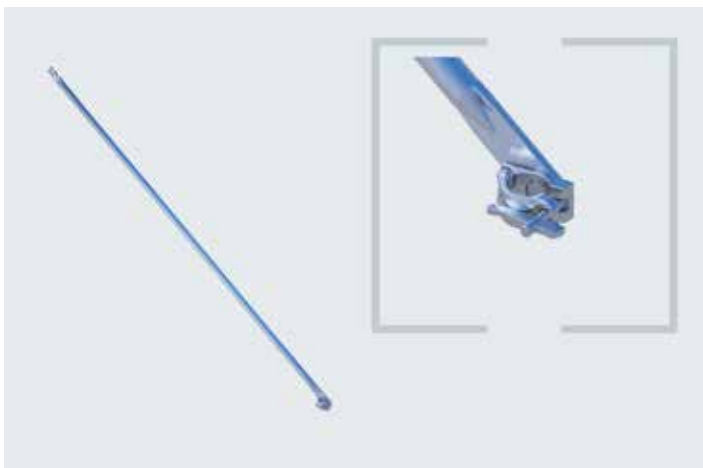
SNP



Diagonal with screw coupler

Affixed to the frame's gusset plate and by a screw coupler to the vertical standard.

Info	H/L x B (m)	kg	Pack	Part No.	€/each
AF 19	2.07 x 2.00	7.00	50	E04FS0035	32.30
AF 22	2.07 x 2.00	7.00	50	E04FS0036	
AF 19	2.57 x 2.00	10.00	50	E04FS0037	34.70
AF 22	2.57 x 2.00	10.00	50	E04FS0038	
AF 19	3.07 x 2.00	12.00	50	E04FS0039	36.90
AF 22	3.07 x 2.00	12.00	50	E04FS0040	



Diagonal with wedge head

Affixed to the gusset plate of the vertical frame on the one side and by a swivel wedge coupler to the perpendicular, vertical standard. Diagonal attachment also possible for non-perpendicular assembly. Can also be used in FRAMESCAFF-compatible scaffolding systems.


Info	H/L x B (m)	kg	Pack	Part No.	€/each
	2.07 x 2.00	7.00	50	E04FS0110	32.20 ①
	2.57 x 2.00	7.50	50	E04FS0111	34.70 ①
	3.07 x 2.00	8.30	50	E04FS0112	36.90 ①



Horizontal diagonal

For the horizontal, rectangular alignment of scaffold bays in the FRAMESCAFF system.

Info	H/L x B (m)	kg	Pack	Part No.	€/each
AF 19	2.07	5.30	50	E04FS0041	57.10 ①
AF 22	2.07	5.30	50	E04FS0042	57.10 ①
AF 19	2.57	6.30	50	E04FS0043	61.00 ①
AF 22	2.57	6.30	50	E04FS0044	61.00 ①
AF 19	3.07	7.40	50	E04FS0045	71.90 ①
AF 22	3.07	7.40	50	E04FS0046	71.90 ①



Back guardrail

For the DIN-conform threefold side protection. For insertion in the guardrail housing at the stipulated knee and hip heights. Suitable for FRAMESCAFF vertical frames and compatible products.

Info	H/L x B (m)	kg	Pack	Part No.	€/each
	0.73	1.70	100	E04FS0007	14.70
	1.09	2.40	100	E04FS0008	15.30
	1.57	3.30	100	E04FS0009	15.80
	2.07	4.20	100	E04FS0010	17.00
	2.57	5.10	100	E04FS0011	18.30
	3.07	6.10	100	E04FS0012	19.50



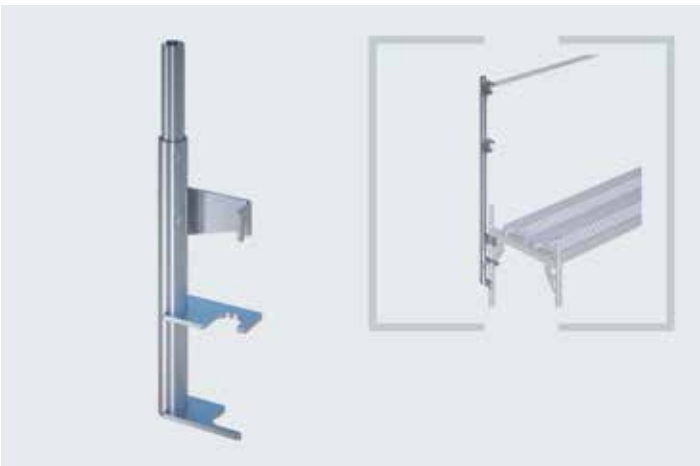
MSG universal post for advanced assembly guardrail

Can be used in the FRAMESCAFF, RINGSCAFF and other identical systems. The post is used in conjunction with the standard primary guardrail. After completion of the scaffolding level, the post with the guardrail is inserted into the next higher level.

Info	H/L x B (m)	kg	Pack	Part No.	€/each
	2.20	5.99	10	05542	

Price on request

①

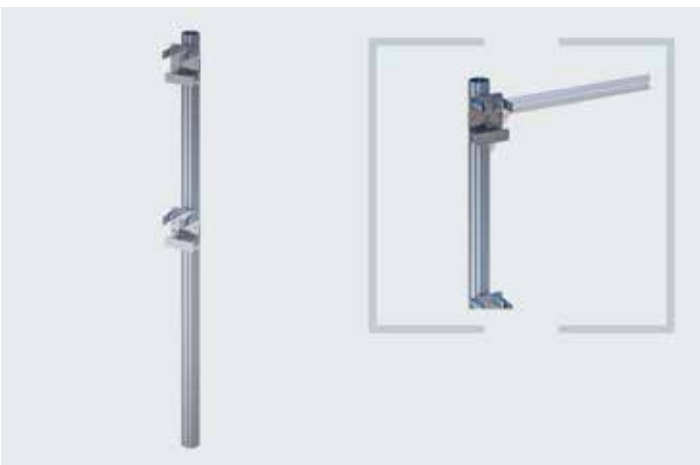


MSG bracket

Fast tool-free assembly of an advanced side guardrail for all bay lengths. Guardrail posts are simply placed on the bracket. No special guardrails are required.

Info	H/L x B (m)	kg	Pack	Part No.	€/each
Aluminium		1.60		05527	45.80

NEW



MSG guardrail post

The guardrail posts are placed on the MSG brackets that have been hooked in beforehand. In this way, an advanced side protection is created without tools and in just a few steps. The MSG guardrail post uses only standard FRAMESCAFF guardrails or compatible guardrails.

Info	H/L x B (m)	kg	Pack	Part No.	€/each
		3.60		05541	65.70

NEW



Front guardrail, single

For the fitting of the front-end, three-piece side protection. Attachment using semi-coupler and guardrail housing.

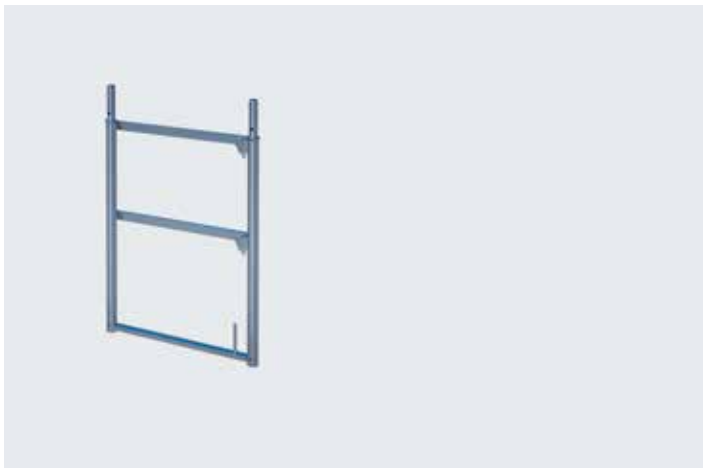
Info	H/L x B (m)	kg	Pack	Part No.	€/each
AF 19	0.73	2.40	50	E04FS0020	20.20
AF 22	0.73	2.40	50	E04FS0021	20.20
AF 19	1.09	3.10	50	E04FS0091	21.50
AF 22	1.09	3.10	50	E04FS0092	21.50



Front guardrail, double

For the fitting of the front-end, three-piece side protection in a single operation. Attachment using a semi-coupler on the one side and mounted on the guardrail housing on the other side.

Info	H/L x B (m)	kg	Pack	Part No.	€/each
AF 19	0.73	4.00	50	E04FS0022	30.80
AF 22	0.73	4.00	50	E04FS0023	30.80
AF 19	1.09	4.70	50	E04FS0118	31.70
AF 22	1.09	4.70	50	E04FS0119	31.70



Front guardrail frame

Front-end final section of the uppermost level of a FRAMESCAFF façade scaffolding. Double side protection and deck retainer in one! Comes with guardrail housing for the attachment of back guardrails.

Info	H/L x B (m)	kg	Pack	Part No.	€/each
	1.00 x 0.73	12.50	25	E04FS0027	72.10
	1.00 x 1.09	14.20	25	E04FS0094	78.80



Toe board for U-shaped hook-up

Impregnated wood. Completes the three-piece side protection. A real safety product that prevents objects such as tools or building materials from falling down. Comes with galvanised fittings for insertion between the FRAMESCAFF vertical frames. The height of 150 mm corresponds to the European standard. We would be pleased to provide you with an offer for printed and/or coated toe boards.

Info	H/L x B (m)	kg	Pack	Part No.	€/each
	0.73	2.00	100	E04FS0028	13.80
	1.09	2.90	100	E04FS0029	15.30
	1.57	4.10	100	E04FS0030	16.80
	2.07	5.40	100	E04FS0031	17.90
	2.57	6.60	100	E04FS0032	19.30
	3.07	7.90	100	E04FS0033	20.90

Embossing possible



Front toe board for U-shaped hook-up

Impregnated wood. Completes the three-piece side protection. A real safety product that prevents objects such as tools or building materials from falling down. Comes with galvanised fittings for insertion between the FRAMESCAFF vertical frames. The height of 150 mm corresponds to the European standard.

Info	H/L x B (m)	kg	Pack	Part No.	€/each
	0.73	1.90	100	E04FS0034	12.50
	1.09 x 2.40		100	E04FS0117	



Semi-coupler with support for toe board

Coupler for attaching a (system-independent) toe board in a tube/coupler, modular or façade scaffolding outside the modular dimensions e.g. also for inner corners.

Info	H/L x B (m)	kg	Pack	Part No.	€/each
AF 19		1.00		E04FS0071	14.60
AF 22		1.00		E04FS0072	14.60



Starter transom for U-shaped hook-up

For the lowest level at the foot of the scaffolding. It is slid over the base jacks and thereby aligns them precisely to the width of the scaffolding, similar to an assembly aid. Comes with U-shaped hook-up for two decks and for the lowermost attachment of the aluminium platform stairway.

Info	H/L x B (m)	kg	Pack	Part No.	€/each
	0.73	3.10	1	E04FS0063	29.40
	1.09	4.30		E04FS0114	36.60



Horizontal transom with U-shaped profile

For intermediate decking levels e.g. in the case of scaffold projections in a longitudinal direction. Continuous height adjustment possible thanks to the welded-on scaffold coupler. For the attachment of two decks at any intermediate level. Also suitable for bridging applications together with lattice girders.


Info	H/L x B (m)	kg	Pack	Part No.	€/each
AF 19	0.73	4.00	1	E04FS0061	42.70
AF 22	0.73	4.00	1	E04FS0062	42.70
AF 19	1.09	5.20		E04FS0115	45.70



Support rail

Attached to lattice girders or tubes and decked with FRAMESCAFF planks. For fitting additional scaffolding in modular bay dimensions in the case of bridging applications. Allows stepless decked levels in birdcage scaffolds. Comes with connecting pieces for guardrail supports.

Info	H/L x B (m)	kg	Pack	Part No.	€/each
	0.73	9.10	1	E04FS0070	63.90 ①

**Steel deck 0.32 m for U-shaped hook-up - LA 07 dimension**


For FRAMESCAFF and compatible scaffolding systems. Optimal stackability. Integrated deck retainers to prevent lift. Can also be used in catch scaffolds and roof safety systems as per DIN 4420. Anti-slip and durable, perforated surface that only allows a minimum amount of building and blasting material to collect.

At 3.07 m length suitable for scaffold group 4 = 3.00 kN/m²

At 2.57 m length suitable for scaffold group 5 = 4.50 kN/m²

Info	H/L x B (m)	kg	Pack	Part No.	€/each
LC6	0.73 x 0.32	5.90	45/60	E04RS0941	51.70
LC6	1.09 x 0.32	9.70	45/60	E04RS0887	52.60
LC6	1.57 x 0.32	11.30	45/60	E04RS0942	54.00
LC6	2.07 x 0.32	15.60	45/60	E04RS0888	60.70
LC5	2.57 x 0.32	18.70	45/60	E04RS0943	70.10
LC4	3.07 x 0.32	21.50	45/60	E04RS0944	79.50


07 dimension

**Compensation deck 0.19 m for U-shaped hook-up - LA 07 dimension**

The ideal addition to the steel deck with tube hook-up when erecting large-sized scaffold platforms. As a filler element it allows the creation of gap-free working areas.

Info	H/L x B (m)	kg	Pack	Part No.	€/each
LC6	0.73 x 0.19	4.10	60	E04RS0608	37.80 ①
LC6	1.09 x 0.19	5.60	60	E04RS0609	44.90 ①
LC6	1.57 x 0.19	8.20	60	E04RS0611	46.20 ②
LC6	2.07 x 0.19	10.20	60	E04RS0612	53.80 ②
LC5	2.57 x 0.19	13.20	60	E04RS0613	62.90 ②
LC4	3.07 x 0.19	15.30	60	E04RS0614	73.00 ①

07 dimension

**ASTA-Belag für U-Auflage**

Belagbohlen aus Aluminium mit Stahlkappen-U-Profil.
Optimiertes Gewicht in Kombination mit erhöhter Stabilität.

Info	H/L x B (m)	kg	Pack	Part No.	€/each
	0.73 x 0.61	6.50	20	E04FS0123	104.60 ①
	1.09 x 0.61	8.70	20	E04FS0124	121.70
	1.57 x 0.61	11.70	20	E04FS0125	138.70
	2.07 x 0.61	14.80	20	E04FS0126	167.60
	2.57 x 0.61	17.90	20	E04FS0127	198.30
	3.07 x 0.61	21.00	20	E04FS0128	225.10

NEU




Aluminium floor panel with plywood surface for U-shaped hook-up BFU 100-G

Waterproof, anti-slip surface. Robust head section with steel clamps. High

Info	H/L x B (m)	kg	Pack	Part No.	€/each
LC3	2.57 x 0.61	20.00	10	E04RS0976	151.50 ①
LC3	3.07 x 0.61	23.00	10	E04RS0977	180.50 ①

07 dimension



Aluminium ladder frame with integrated ladder for U-shaped hook-up

Waterproof, anti-slip with plywood surface BFU 100-G. Robust head section with steel clamps. Extremely light and simple to fit, yet very solid. Includes safety latches for the access hatch.


Load:

3 kN/m² at 2.57 m length

2 kN/m² at 3.07 m length

Info	H/L x B (m)	kg	Pack	Part No.	€/each
LA/LC3	2.57 x 0.61	21.00	10	E04RS0467	329.10
LA/LC3	3.07 x 0.61	24.50	10	E04RS0468	374.60

07 dimension



Aluminium ladder frame entirely out of aluminium with integrated ladder for U-shaped hook-up

Anti-slip aluminium surface. Robust head section with steel clamps. Includes safety latches for the hatch and ladder.

Load:

3 kN/m² at 2.57 m length

Info	H/L x B (m)	kg	Pack	Part No.	€/each
LC3	2.57 x 0.61	23.00	10	06090	369.00
LC3	3.07 x 0.61	27.00	10	06091	399.50

07 dimension



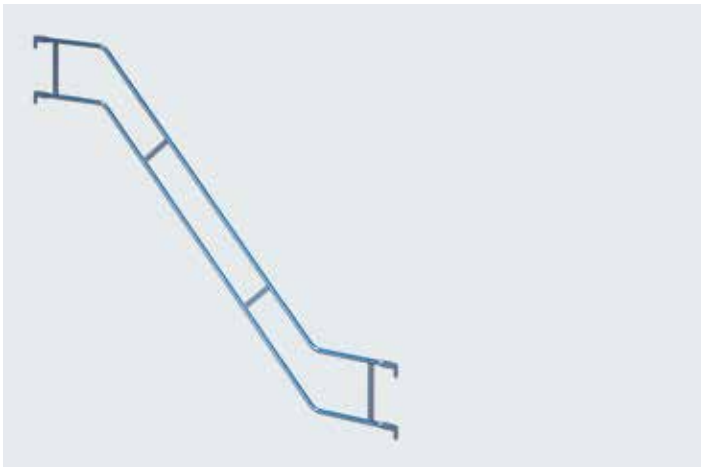
Aluminium platform stairway 0.64 m for U-shaped hook-up - LA 07 dimension

To enable regulation-conform scaffold access as per TRBS 2121. Anti-slip steps. Low weight thanks to aluminium design. Space-saving stackability for transport and storage.

Bay length: 2.57 m
Bay height: 2.00 m

Info	H/L x B (m)	kg	Pack	Part No.	€/each
	2.57 x 0.64	23.00	10	E04RS0589	414.80

07 dimension

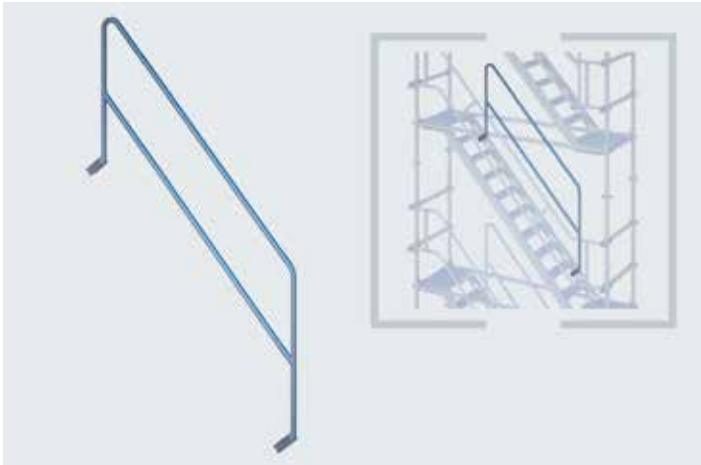


Outer handrail

Outer handrail for aluminium platform stairway, mounted by insertion in the guardrail housing on the vertical frame.

Info	H/L x B (m)	kg	Pack	Part No.	€/each
	2.00 x 2.57	15.90	20	E04FS0064	106.50

07 dimension



Inner stairway handrail

For aluminium platform stairway 0.64 m (H: 2.00 m x L: 2.57 m x W: 0.64 m) for tube hook-up (Art. No. E04RS0571) or for U-shaped hook-up (Art. No. E04RS0589).

Attached to the stairway support using the clamping bracket with screw connection.

Info	H/L x B (m)	kg	Pack	Part No.	€/each
LA	2.57 x 0.64	10.90	25	E04RS0573	103.00

07 dimension



Bracket 0.36 m with tube connector

Comes with welded-on semi-coupler incl. anti-lift retainers. To widen the scaffolding on both sides by a decking width at any position on the scaffold. Connecting pieces for guardrail posts to enable fitting of the three-piece side protection. Recommendable for any projections or recesses in the wall as well as for the uppermost scaffolding level in the case of roof overhangs, guttering etc.

Info	H/L x B (m)	kg	Pack	Part No.	€/each
AF 19	0.36	3.80	100	E04FS0049	32.10
AF 22	0.36	3.80	100	E04FS0050	32.10



Bracket 0.73 m with tube connector

Comes with welded-on semi-coupler. To widen the scaffolding bay on both sides or for extending entire scaffolding levels by the double decking width. Suitable for larger niches and façade protrusions.

Info	H/L x B (m)	kg	Pack	Part No.	€/each
AF 19	0.73	6.60	100	E04FS0051	42.10
AF 22	0.73	6.60	100	E04FS0052	42.10
AF 19	1.09	9.90	100	E04FS0097	96.20
AF 22	1.09	9.90	100	E04FS0099	96.20



Bracket 0.36 m without tube connector

Comes with welded-on semi-coupler incl. anti-lift retainers. To widen the scaffolding on the wall side by a decking width at any position on the scaffold. Recommended for façade jumps and niches.

Info	H/L x B (m)	kg	Pack	Part No.	€/each
AF 22		3.00	10	E04FS0087	30.10


NEW



Support prop

To support the 0.73 m bracket. Stabilises the entire cantilever extension and diverts the vertical forces into the vertical frame. Enhances load-bearing capacity and the sense of security. Attachment by means of articulated semi-couplers on both sides.

Info	H/L x B (m)	kg	Pack	Part No.	€/each
AF 19	1.77 x 0.73	4.80	25	E04FS0047	41.20 ①
AF 22	1.77 x 0.73	4.80	25	E04FS0048	41.20 ①

**Deck retainer for bracket**

Retainer for bracket decking. Comes with drill holes for affixing with locking pins (additional component Art. No. 07134).

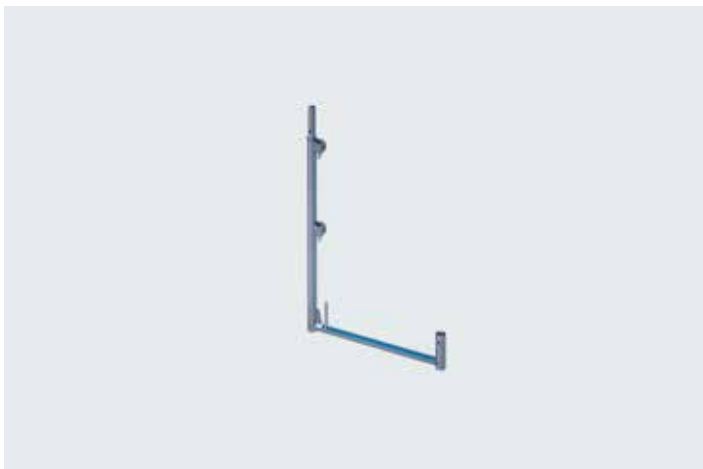
Info	H/L x B (m)	kg	Pack	Part No.	€/each
	0.36	0.90	50	E04FS0055	11.90 ①
	0.73	1.50	50	E04FS0056	14.20 ①



Guardrail post, basic

For creating the three-piece, all-round side protection in the uppermost scaffold level. Comes with guardrail housing for attachment of the back guardrails. The welded-on flat bar serves as a deck retainer and as a take-up for the toe board Pins.

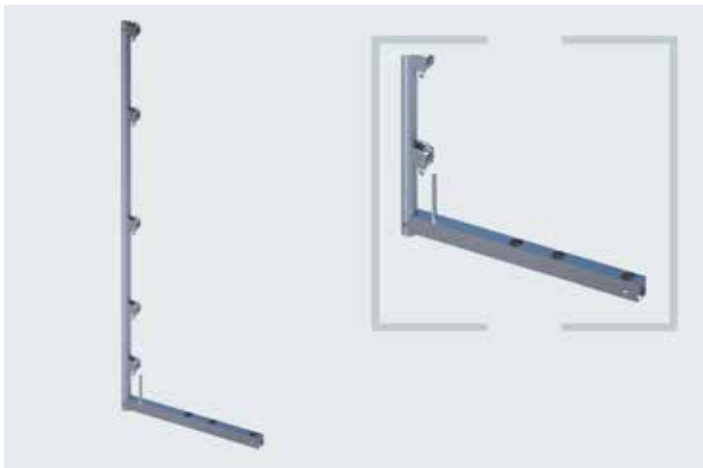
Info	H/L x B (m)	kg	Pack	Part No.	€/each
	1.00	4.60	50	E04FS0026	28.60



Guiderail post

Identical function to the guardrail post (basic) but with an integrated transom for securing the decks.

Info	H/L x B (m)	kg	Pack	Part No.	€/each
	1.00 x 0.73	7.90	50	E04FS0025	40.50



Guardrail post for safety net

For use as a roof safety system for roofers. Can be used as a deck retainer, for attachment of the three-piece side protection and for the fitting of protective nets. For use on vertical frames and brackets 0.36 m, 0.50 m and 0.73 m.

Info	H/L x B (m)	kg	Pack	Part No.	€/each
	2.00 x 0.73	13.20	50	E04FS0057	90.30



Protective roof extension arm

Secures passers-by and staff against falling objects. Particularly important for building sites in inner-city areas. To be used together with brackets and support props, incl. deck retainers. Application with 2 steel decks 0.32 m.

Info	H/L x B (m)	kg	Pack	Part No.	€/each
		4.20		E04FS0058	31.90
For robust floor		4.60		E04FS0108	31.90



Steel shore tube

New: comes with inner anchor hook. Wall plugs, eyelets, steel shore tube and standard couplers form the unit that ensures tight and pressure-resistant anchorage of the scaffolding to the building structure.

H/L x B (m)	kg	Pack	Part No.	for order volume of: €/each			
0.30	1.40	500	00367	1: 9.15	50: 5.75	100: 5.40	
0.40	1.80	500	00368	1: 9.90	50: 6.05	100: 5.70	
0.60	2.50	400	00369	1: 11.00	50: 8.50	100: 7.50	
1.00	4.00	200	00370	1: 14.30	50: 9.95	100: 9.50	
1.40	5.40	150	00372	1: 15.65	50: 14.10	100: 11.70	

SNP

NEW



Incl. ring screws (Art. No. 07061)
Matching component part:
PU plug (Art. No. 07062)

Permanent anchors with VA stainless steel (M16)

Special scaffold anchors made out of stainless steel that remain permanently on the façade. Allows the attachment of façade elements or insulation materials with a thickness of up to 25 cm. Please order ring bolt M16 (Art.-No. 07061) separately.

H/L x B (m)	kg	Pack	Part No.	for order volume of: €/each			
0.13 x 0.18	0.65	25	07060	1: 22.35	20: 17.65	50: 16.80	

SNP

SMART DETAILS



Stainless steel – The VA stainless anchor remains permanently in the façade and – unlike most solutions offered – features minimal thermal conductivity.



Variable – Thanks to the length-adjustable ring bolt (threaded), the anchor can take-up insulation material thicknesses of 15 to 25 cm.



PU plugs – By insulating and sealing the anchorage point, the façade's thermal bridge is interrupted.




Ring bolt M16

Galvanised, suitable for VA permanent anchor M16. Useful length: 130 mm.

H/L x B (m)	kg	Pack	Part No.	for order volume of: €/each			
0.17	0.30	25	07061	1: 4.90	20: 4.40	50: 3.70	

SNP

Weitere Ausführungen auf Anfrage

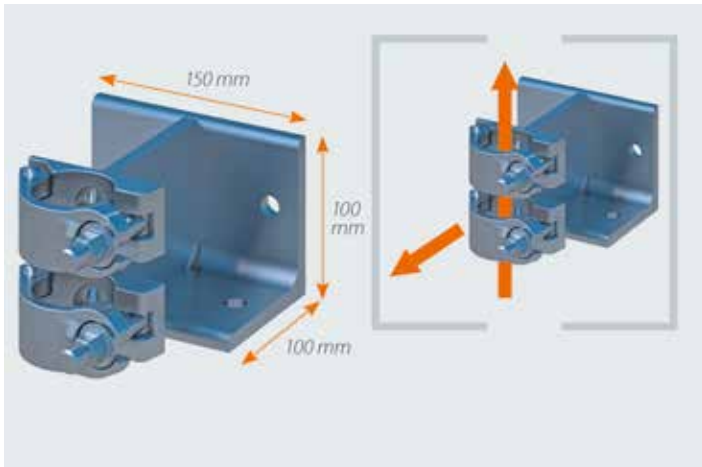


PU plugs

Suitable for VA permanent anchor M16. Weight per packaging unit. PU soft foam for drill hole diameter up to 17 mm, thickness 30 mm / width 40 mm.

H/L x B (m)	kg	Pack	Part No.	for order volume of: €/each			
0.03	0.12	25	07062	1:	1.40	20:	1.25 50: 1.15

SNP



Wall/Ceiling coupler

Universal element for the attachment of scaffolding structures to ceilings or walls. High load-bearing values thanks to double coupler design. Highly efficient when assembling ceiling or wall scaffolding in cases where the area below the scaffold has to remain entirely free. Tightening torque of the collar nuts 50 Nm. Corresponds to EN 74.

Max. slip load +/- 9.09 kN

Resultant anchor load at max. utilisation:

D = Z = 16.00 kN, V = 6.5 kN in reinforced concrete

Max. head tear-off load +/- 17 kN

Resultant anchor load: 8.5 kN

Info	kg	Pack	Part No.	for order volume of: €/each			
AF 19	4.40	20	07212	1:	28.00	10:	22.35 25: 19.70
AF 22	4.40	20	07214	1:	28.00	10:	22.35 25: 19.70

SNP

SMART DETAILS



Wall mobile – Thanks to the diverse connection options, tubes and girders can be securely affixed to walls and ceilings both vertically as well as horizontally.

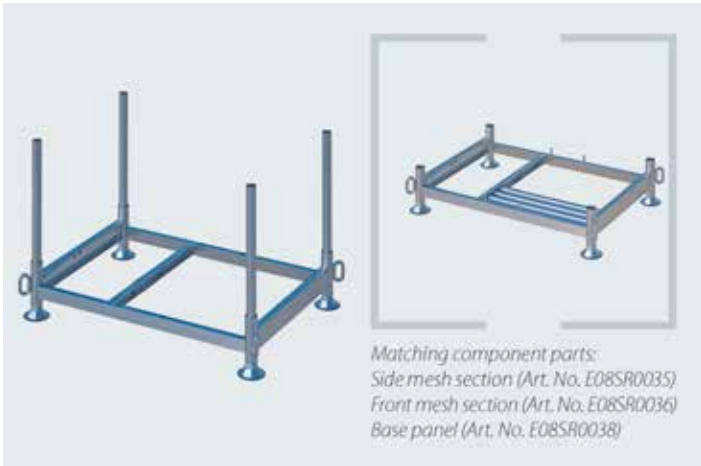


Tear-off load – The maximum head tear-off load of the wall/ceiling coupler is 17 kN.



Slip load – Add-on components are secured against slip up to a max. of 9.10 kN.

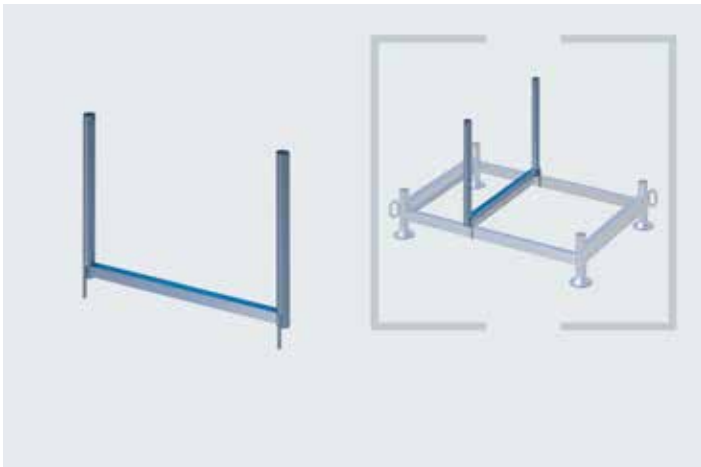


**Duralok stacking rack, collapsible**

Simple principle – numerous uses. Space-saving when not in use as it is collapsible. Consists of a base frame and four insertion tubes (diameter 48.3 mm). The insertion tubes can be substituted by longer ones when need be. Designed for fork-lift loading and crane transport. Stackable thanks to the large circular feet that also prevent any sinking into soft ground and protect the contact surface. Payload 1,500 kg; with 4 crane lugs. Rollers 10 kN (Art. No. 05507) can be used to make the rack manoeuvrable. Duralok side sections (Art. No. E08SR0035) for small parts available as an option.

H/L x B (m)	kg	Pack	Part No.	for order volume of: €/each		
1.25 x 0.85	45.60	20	E08SR0032	1: 237.35	10: 146.95	50: 134.50

SNP

**Central insertion frame**

An intermediate element for the Duralok stacking rack for the storage and secure transport of short scaffold parts.

H/L x B (m)	kg	Pack	Part No.	for order volume of: €/each		
0.85	7.00	1	E08SR0034	1: 26.30	5: 21.25	10: 19.40 ①

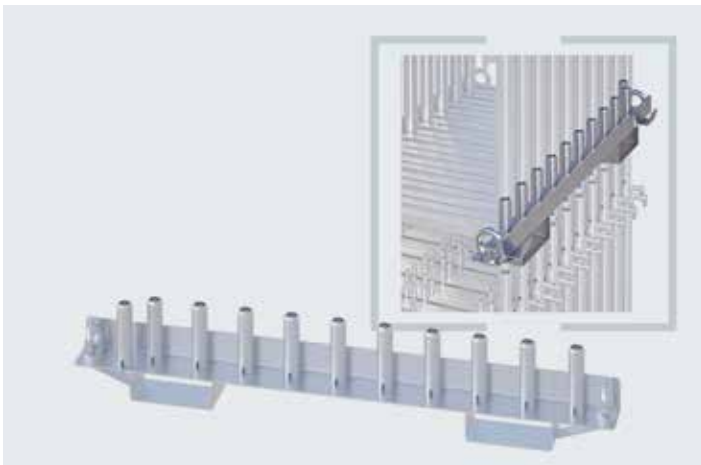
SNP

**Duralok mesh box, complete**

Duralok stacking rack incl. base panel and side mesh sections. Comes with 4 crane lugs.

H/L x B (m)	kg	Pack	Part No.	for order volume of: €/each		
1.24 x 0.84	70.00	1	04856	1: 248.00	5: 189.00	10: 175.00 ②

NEU

**Stacking grid for 07 dimension scaffolding Systems**

For 20 vertical frames. Establishes order and provides for a clear overview in terms of storage and transport. Suitable for cranes as well as fork-lifts. Fits for all vertical frames with a tube diameter of 48.3 mm. 2 pieces are required at all times.

H/L x B (m)	kg	Pack	Part No.	for order volume of: €/each		
1.57 x 0.10		2	00105			

Preis auf Anfrage



Support profile for stacking grid

In combination with the stacking grids, this article allows 2 or 3 units to be stacked on top of each other. Four pieces are required and they are positioned at the corners and attached to the tube connectors on the vertical frames.

H/L x B (m)	kg	Pack	Part No.	for order volume of: €/each		
1.50	1	1	01534	1: 11.85	20: 10.50	100: 9.90 ②

SNP

Other models on request



Blocks of concrete ballast

Enormous diversity, looks good, perfect product design.

Uses: scaffold ballast, protective barrier, cable bridge, advertising medium, building-site safety etc.

The numerous connection alternatives as well as the product design, allowing for a combination of several blocks to a much larger unit, enable a diverse range of applications for events and construction sites. Optimally used as a ballast for freestanding scaffold structures. Here, too, given the many connection possibilities, new options present themselves for making effective use of ballast.

Blocks are available in 600 kg and 1,000 kg alternatives.

Concrete quality: high-performance min. C55/67

Density of normal concrete: 2.4 kg/dm

Surface: exposed concrete

Recommendation: combine a max. of 3 blocks vertically

Features:

Crane lugs, fork-lift capability

Spindles or castors can be fitted

Vertical combination since the blocks interlock with one another or from inserting scaffold tubes through the central scaffold tube opening

Horizontal connection with scaffold tubes

Combinable with scaffolding elements such as e.g. lattice girders

An adapter plate for the central attachment of square elements is optionally available

Advertising:

Can be supplied in RAL colours

Stickers with company logo available

H/L x B (m)	kg	Pack	Part No.	for order volume of: €/each		
0.80 x 0.80	600.00	1	07047	1: 585.00	10: 425.00	20: 375.00 ①
0.90 x 0.90		1	07053	1: 744.60	10: 540.90	20: 477.30

SNP

NEW

SMART DETAILS



Modular – The blocks ideally interlock with one another and can be combined vertically or horizontally to form stable units by using the integrated tube holding fixtures.



Practical – Blocks can be adapted to every scaffolding situation thanks to their many connection options and add-on possibilities – fork-lift optimised. Blocks have a weight

of one tonne and can be perfectly integrated into a company's corporate design through stickers bearing the company's logo or by applying individual colouring.





K++ proof of ownership

Individual and simple proof of ownership for new and existing material. Most stickers can be removed from smooth surfaces quite simply, which makes them unsuitable as proof of ownership.

By contrast, our K++ sticker adheres extremely well to the substrate. Moreover, it cannot be removed in one piece, but only in mini shreds.

Please request our print requirements should you be interested:

4-colour digital print (CMYK)

160 mm x 50 mm (min. quantity 3,000 pieces)

160 mm x 100 mm (min. quantity 5,000 pieces)

Approx. 5 years UV-resistant

Info	H/L x B (m)	kg	Pack	Part No.	€/each
	0.16 x 0.05	0.01	3000	07241	①
	0.16 x 0.10	0.01	5000	07242	①

NEW



Passendes Produkt:
Formularblock
(Art.-Nr. 01412)

Scaffold sign

PVC, with transparent pocket for scaffold classification forms DIN A5.

H/L x B (m)	kg	Pack	Part No.	for order volume of: €/each					
0.21 x 0.20	0.03	25	01411	1:	3.50	50:	2.90	100:	2.50

NEW



Passendes Produkt:
Gerüsttasche
(Art.-Nr. 01411)

Form block

For attaching to the signs. 50 sheets, DIN A5 per block, for classifying the scaffold on site.

H/L x B (m)	kg	Pack	Part No.	for order volume of: €/each					
			01412	1:	1.90	10:	1.70	50:	1.50

NEW

Matching component part:
SCAFFGUARD aluminium rail
(Art. No. 07200)



Self-adhesive reflective foil, roll 90 mm x 50 m, red/white

Foil suitable as a warning sign e.g. for pedestrian tunnels. Fits into SCAFFGU-ARD aluminium rails (Art. No. 07200) for instance.

H/L x B (m)	kg	Pack	Part No.	for order volume of: €/each
50.00 x 0.09	1.90	1	07240	

SNP

NEW



Kask helmet

Comfortable work safety helmet:

- High-density, impact-resistant outer shell with drip edge
- 390 g light
- 10 air slits for particularly good ventilation
- Protected by a high-strength, aluminium mesh
- Adjustment by means of hand wheel with rubberised outer ring for enhanced grip
- Adapter clips on the outer shell for the attachment of accessories such as headlamps and various visors
- Internal padding can be washed at 30°
- Anti-allergic fabric with polygiene treatment prevents the growth of bacteria and bad odours
- Individually adjustable chinstrap with 4 anchor points
- Ring on chinstrap for attachment to belt or work gear
- Universally adjustable from 51 - 63 cm
- Corresponds to EN 397

Info	H/L x B (m)	kg	Pack	Part No.	€/each
white		0.56	1	07133	63.00 ②
yellow		0.56	1	07170	63.00 ②
orange		0.56	1	07171	63.00 ②
red		0.56	1	07172	63.00 ②
green		0.56	1	07173	63.00 ②
british green		0.56	1	07175	63.00 ②
royal blue		0.56	1	07176	63.00 ②
blue		0.56	1	07177	63.00 ②
black		0.56	1	07178	63.00 ②

SNP



HF-Scaff pro PSA set Höhenfreak

Designed for scaffolding construction. Consisting of: safety harness, lanyard 2.0 m, back extension 0.60 m, stowage bag.

Info	H/L x B (m)	kg	Pack	Part No.	€/each
				06210	209.00

NEW



HF-Scaff pro lanyard

Connecting means with 2 m length, elastic incl. lanyard fall absorber.

Info	H/L x B (m)	kg	Pack	Part No.	€/each
				06212	89.00

**HF-Scaff pro Y-connector**

Attaches to the lanyard's connecting ring with a screw snap hook Easy to retrofit to a Y-solution.

Info	H/L x B (m)	kg	Pack	Part No.	€/each
				06215	49.00

NEW

**HF-Scaff pro extension for PSA**

Info	H/L x B (m)	kg	Pack	Part No.	€/each
				06213	22.50

NEW

**HF-Stausack for PSA Scaff pro**

Info	H/L x B (m)	kg	Pack	Part No.	€/each
				06214	19.50

NEW

**Premium set**

Revolution R2 safety harness incl. fixed back anchorage extension of 0.80 m + Lanyard connecting devices with shock-absorbing lanyards + equipment bag.

The combination out of lanyard and back anchorage extension (approved as per EN 363) on the Revolution R2 safety harness enables work on scaffold bays up to a height of approx. 3.00 m.

Info	H/L x B (m)	kg	Pack	Part No.	€/each
Size S/M		3.05	1	06120	219.00
Size L/XL		3.20	1	06121	219.00

SNP



Revolution R2 safety harness

Front and back fall arrest anchorage, sharp-edge tested back anchorage extension of 0.80 m, express setting, automatic locking, protected label compartment, comfortable back padding, strap-end clip, integrated accessory system, comfortable elastic DuraFlex straps, swivel joint connection. Corresponds to EN 361.

Info	H/L x B (m)	kg	Pack	Part No.	€/each
Size S/M		1.58	1	06123	179.00 ①
Size L/XL		1.73	1	06124	179.00 ①

SNP

Other models on request



Manyard connecting devices with shock-absorbing lanyards

Sharp-edge tested, swivel design for more manoeuvrability, safety clip for attachment to safety harness, length 2.00 m, scaffold hook 63 mm. Horizontal approval (anchor point at foot height). Protected, new shock-absorbing lanyard package. Teflon-coated (longer service life). Corresponds to EN 354 and EN 355.

Info	H/L x B (m)	kg	Pack	Part No.	€/each
	2.00	1.00	1	06166	78.00

SNP



Twin Manyard connecting devices with shock-absorbing lanyards

Two-piece connecting device with shock-absorbing lanyards. Sharp-edge tested, swivel design for more manoeuvrability, safety clip for attachment to safety harness, length 2.00 m, scaffold hook 63 mm. Horizontal approval (anchor point at foot height). Protected, new shock-absorbing lanyard package. Teflon-coated (longer service life).

Info	H/L x B (m)	kg	Pack	Part No.	€/each
		1.50	1	06139	130.90

SNP



PVC equipment bag (red)

27 cm x 50 cm (D x L)

Info	H/L x B (m)	kg	Pack	Part No.	€/each
		0.40	1	06130	23.50

SNP



Connecting device with shock-absorbing lanyard

Sharp-edge tested, 11 mm woven inner core, 65 mm scaffold hook, twist lock karabiner, length 2.00 m. Horizontal approval (anchor point at foot height). Protected, new shock-absorbing lanyard package.

Breaking strength: 22 kN.

Operating temperature: -30° C to +50° C.

Corresponds to EN 362 : 2004, EN 355 / VG 11 PFE 11.074.

Info	H/L x B (m)	kg	Pack	Part No.	€/each
------	-------------	----	------	----------	--------

SNP



Scorpion fall arrester

Sharp-edge tested, Horizontal approval (anchor point at foot height), rapidly-triggered brake system, stops within a few millimetres, compact and light, length 2.70 m, corrosion-resistant material, Teflon-coated strap (longer service life).

Comes with 63 mm scaffold hook. Corresponds to EN 361.

Info	H/L x B (m)	kg	Pack	Part No.	€/each
	2.70	2.11	1	06127	169.00

SNP




IKAR height rescue set ABS 3a WH in vacuum case

Resistant and low-maintenance abseil rescue device ABS 3a WH with robust, seawater-resistant aluminium housing for 1 person. Temperature range: -40° C to + 50° C, amx. Abseiling speed: 1.5 m/s, service life: approx. 10 years maintenance-free. Core mantle rope 10.5 mm, sling 1.0 m, steel snap hook IKV 13, sealed and high-quality vacuum hard-shell case; in addition: telescopic rod and carrying bag. Contents are maintenance-free for 10 years, resistant to external environmental influences. Inspection card, seals, ICAR emergency meter, moisture meter and a felt-tip pen are included for the annual visual inspection. Special lengths: price on request!

Info	H/L x B (m)	kg	Pack	Part No.	€/each
Rope 20 m		10.50	1	06188	878.00 ②
Rope 40 m		12.00	1	06191	954.00 ①

SNP

NEW



Fall safety protection device

Comes with 18.00 m rope and blue plastic housing. Integrated fall impact absorber, snap hook with turbulence and fall display, with IKV 08. Safety device for horizontal and vertical applications. 15.00 m useful length, edge-tested steel rope.

Please also order: connection loop (Art. No. 06181) and steel snap hook (Art. No. 06183)!

Info	H/L x B (m)	kg	Pack	Part No.	€/each
		6.30	1	06180	357.50

SNP



Snap hook HWPS 18

To be used in combination with the fall safety protection device HWPS 18 and e.g. Manyard or twin Manyard connecting devices.

Info	H/L x B (m)	kg	Pack	Part No.	€/each
		0.27	1	06183	13.45

SNP



Connection loop for fall safety protection device HWPS 18

To affix the safety device (lifeline) to the anchorage point on the scaffolding. 6 mm steel rope.

Info	H/L x B (m)	kg	Pack	Part No.	€/each
	0.50 x 0.06	0.20	1	06181	9.40



PRICE EXAMPLES:

FRAMESCAFF PRICE EXAMPLES 2.57 M

Scaffold surface				
Scaffold surface in m ²		1,022	524	105
Scaffold length x working height in m		100.23 x 10.20	51.40 x 10.20	12.85 x 8.20

Basic equipment	Article No.			
Base jack 0.30 m	00357	80	42	12
Vertical steel frame FRAMESCAFF	E04FS0001	160	84	18
Back guardrail 2.57 m	E04FS0011	351	170	35
Front guardrail, double, 0.73 m	E04FS0022	6	6	4
Guardrail post	E04FS0025	38	19	4
Front guardrail frame	E04FS0027	2	2	2
Toe board for U-shaped hook-up, 2.57 m	E04FS0032	156	80	15
Toe board for U-shaped hook-up, 0.73 m	E04FS0034	8	8	6
Diagonal for field 2.57 m	E04FS0111	32	16	3
Steel deck 0.32 m for U-shaped hook-up	E04RS0943	312	160	30
All round price in EURO		46.726,10	24.109,40	5.076,70
Price per square metre in EURO		45,72	46,01	48,35

Additional equipment	Article No.			
Aluminium ladder frame with integrated ladder for U-shaped hook-up, 2.57 m	06090	4	4	3
Total price in EURO when 2 decks for each aluminium ladder frame are deducted		47.641,30	25.024,60	5.763,10
Weight in kg		12,690	6,519	1,341



PRICE EXAMPLES:

FRAMESCAFF
PRICE EXAMPLES 3.07 M

MEASURE CORRECTLY:



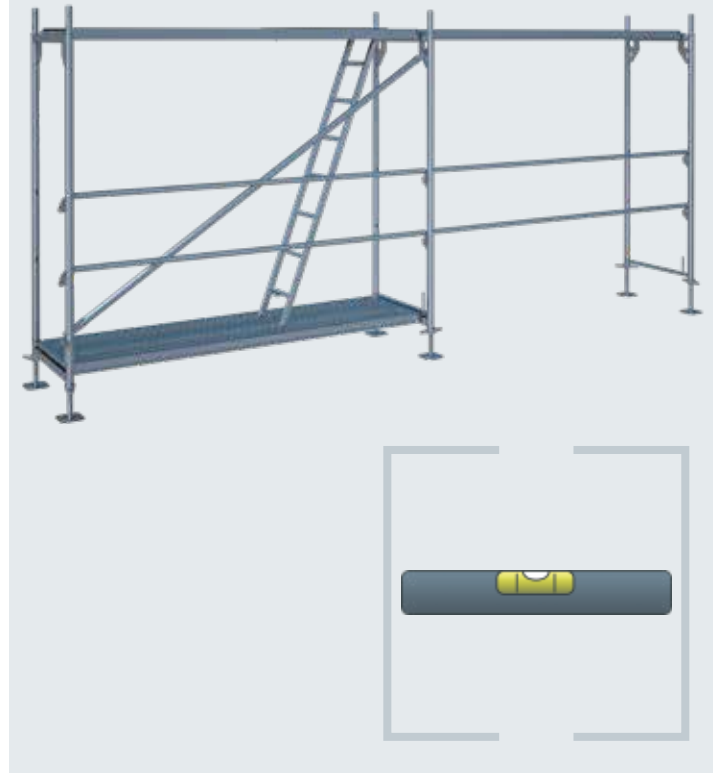
Scaffold surface				
Scaffold surface in m ²		1.033	532	101
Scaffold length x working height in m		101.31 x 10.20	52.19 x 10.20	12.28 x 8.20

Basic equipment	Article No.			
Base jack 0.30 m	00357	68	36	10
Vertical steel frame FRAMESCAFF	E04FS0001	136	72	15
Back guardrail 3.07 m	E04FS0012	297	153	28
Front guardrail, double, 0.73 m	E04FS0022	6	6	4
Guardrail post	E04FS0025	32	16	3
Front guardrail frame	E04FS0027	2	2	2
Toe board for U-shaped hook-up, 3.07 m	E04FS0033	132	68	12
Toe board for U-shaped hook-up, 0.73 m	E04FS0034	8	8	6
Diagonal for field 3.07 m	E04FS0112	28	16	3
Steel deck 0.32 m for U-shaped hook-up	E04RS0944	264	136	24
All round price in EURO		42.789,10	22.443,90	4.476,70
Price per square metre in EURO		41,42	42,19	44,32

Additional equipment	Article No.			
Aluminium ladder frame with integrated ladder for U-shaped hook-up, 3,07 m	06091	4	4	3
Total price in EURO		43.751,10	23.405,90	5.198,20
when 2 decks for each aluminium ladder frame are deducted				
Weight in kg		11,799	6,162	1,195

STEP 3: EXTENDING THE FIRST LEVEL

The scaffolding can be extended depending on the requirements. Care has to be taken to ensure that the connecting bay is assembled so as to be stable and horizontal.



STEP 4: SECOND LEVEL

The assembly of the second level begins with the insertion of the vertical frames onto the frames of the first level. This thereby secures the lower decks on the first level.




ASSEMBLY - FINISHED FAÇADE SCAFFOLDING MADE SIMPLE

STEP 5: ASSEMBLY IN THE SECOND LEVEL

After this, the decks, diagonals, guardrails and front guardrails are fitted in the second level and all necessary toe boards inserted. The scaffold is completed on the uppermost level by the guardrail posts together with the guardrails and on the sides by the front guardrail frames.



CAN BE EXTENDED AS REQUIRED



BUILDING-AUTHORITY APPROVALS FROM THE GERMAN INSTITUTE FOR STRUCTURAL ENGINEERING APPROVAL Z-8.1-924 FOR SCAFOM-RUX FRAMESCAFF

Bescheid

über die Änderung, Ergänzung und Verlängerung der Geltungsdauer der allgemeinen bauaufsichtlichen Zulassung vom 31. März 2010

Zulassungsnummer:
Z-8.1-924

Antragsteller:
Scafom-rux Holding
De Kempen 5
6021 PZ BUDEL
NIEDERLANDE

Zulassungsgegenstand:
Gerüstsystem "FRAMESCAFF 73"

Dieser Bescheid ändert und ergänzt die allgemeine bauaufsichtliche Zulassung und verlängert die Geltungsdauer der allgemeinen bauaufsichtlichen Zulassung Nr. Z-8.1-924 vom 31. April 2010. Dieser Bescheid umfasst sieben Seiten und eine Anlage. Er gilt nur in Verbindung mit der oben genannten allgemeinen bauaufsichtlichen Zulassung und darf nur zusammen mit dieser verwendet werden.

Deutsches Institut für Bautechnik **DIBt**

Zulassungsstelle für Bauprodukte und Bauarten
Bautechnisches Prüfamt
Eine vom Bund und den Ländern
gemeinsam getragene Anstalt des öffentlichen Rechts
Mitglied der EOTA, der UEAtc und der WFTAO

Datum: 09.06.2016 Geschäftszeichen: I 37.1-1.8.1-14/16

Geltungsdauer
vom: 2. Mai 2016
bis: 2. Mai 2021

DIBt

DIBt | Kolonnenstraße 30 B | D-10829 Berlin | Tel.: +49 30 78730-0 | Fax: +49 30 78730-320 | E-Mail: dibt@dibt.de | www.dibt.de

- 1 Deutsches Institut für Bautechnik (DIBt)

Registration Office for Building Products and Structural Designs

Structural Engineering Testing Agency

A public agency sponsored jointly by the federal and state governments

Member of EOTA, UEAtc and the WFTAO

Date: 09.06.2016
Reference: I 37.1-1.8.1-14/16
- 2 Notification regarding the modification, supplementation and prolongation of the general type approval dated 31 March 2010
- 3 Approval number: Z-8.1-924
- 4 Validity
from: 2 May 2016
to: 2 May 2016
- 5 Applicant:
Scafom-rux Holding
De Kempen 5
6021 PZ BUDEL
THE NETHERLANDS
- 6 Subject of approval:
Scaffolding system
"FRAMESCAFF 73"
- 7 This notification changes and supplements the general type approval and prolongs the validity of the general type approval No. Z-8.1-924 dated 31 April 2010.

This notification comprises seven pages and an appendix. It shall only apply to the above-mentioned general type approval and may only be used together with it.



SERVICE IS OUR HALLMARK, AND MARKING IS OUR SERVICE FOR YOU!

Ownership marking is becoming increasingly important – sometimes finance houses and insurers even demand this. But looking on the positive side: a professional external image and advertising impact should not be underestimated!

We offer various forms of material marking ranging from embossing and screen printing to solutions with stickers. Depending on the material, quantities involved and the motifs desired, there are a number of possible options which we would very much like to discuss with you in detail.



COATING

The classic solution for scaffolding! Just get some paint on it. That is exactly what we do with our rental material, too. Also available in fashionable RAL colours for your new material.



METAL EMBOSSING

We can supply individually embossed steel strip already affixed to the planks if desired. Individually embossed U-shaped caps are also available for SUPER planks.



OUR K++ STICKERS: YUCK!

Our K++ stickers are not quite as tasty as jelly babies, but they are just as colourful and a whole lot stickier – so at least it is two out of three points here! Moreover, they cannot be removed in a single piece, but only in shreds. And the best thing: they are available with your motif in small lot sizes!



EMBOSSING, COATING, STICKERS: **LAST!**

Anyone knowing a little about the whole thing, knows that it is not quite so easy to find marking solutions that last for a long time – and that is what is needed, of course. We work together with suppliers that are extremely proficient in the areas of embossing, marking, coating, labelling, adhesion etc.

Ask us to provide you with an individual quotation!



The **technical information** on our K++ stickers can be found in the download section of the scafom-rux.de homepage.



CALCULATOR, NEWS + MANUALS

You can access approval documents, technical details and manuals on our website with the APP. Our animations and current scafom-rux news are also available there.

So it is probably a good idea to surf over to the iOS or Android store and download the scaffold APP from there! Free of charge and without any in-app purchases.

QUICK ON-THE-SPOT ESTIMATE? APP-SOLUTELY NO PROBLEM!

Who doesn't know the situation: an impromptu enquiry and the customer is located along the way, so drive over quickly and have a look at the situation. Then the typical question: "Well, what sort of price can I expect?"

You will always have the answer right in your pocket: namely your smartphone with our scaffold APP. **This enables you to quickly calculate the parts needed for a façade or modular scaffolding as well as stair towers.** A few seconds later the customer has a general idea of the cost and you already have a rough parts list. You could even email us this list directly and make an order out of it. Not exactly unselfish, but still ingenious, isn't it?



NUMEROUS IMAGES, FEW WORDS: SCAFOM-RUX FILMS AND ANIMATIONS

Moving images providing information on the application, assembly and benefits of proven or new scafom-rux products? "Can't do any harm", we thought some years ago. In the meantime, the video library has grown to some 100 clips and the feedback from users proves that they are being readily used.

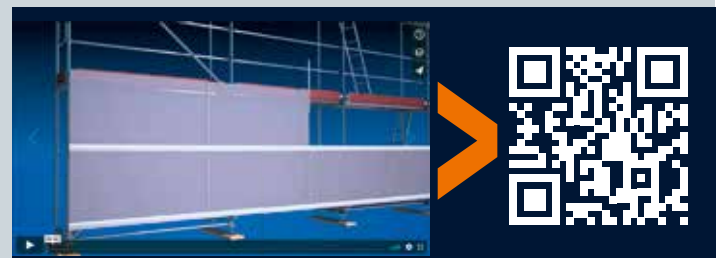
Our movies are available on **Youtube.de** and **Vimeo.com** – and this without any irritating advertising (apart from the film itself, of course). And when things get really tough, you can always use them to keep your interns quiet and happy for a while...

SORTED BY PRODUCT GROUPS, OPTIMISED FOR ALL DEVICES: **VIMEO.COM/RUXGMBH/ALBUMS**



E.g. SCAFFPLANK building site protection:

Protection against vandalism and noise as well as for passers-by during demolition work can be simply implemented through the use of standard planking that is just inserted into the system-independent SCAFFPLANK rails.



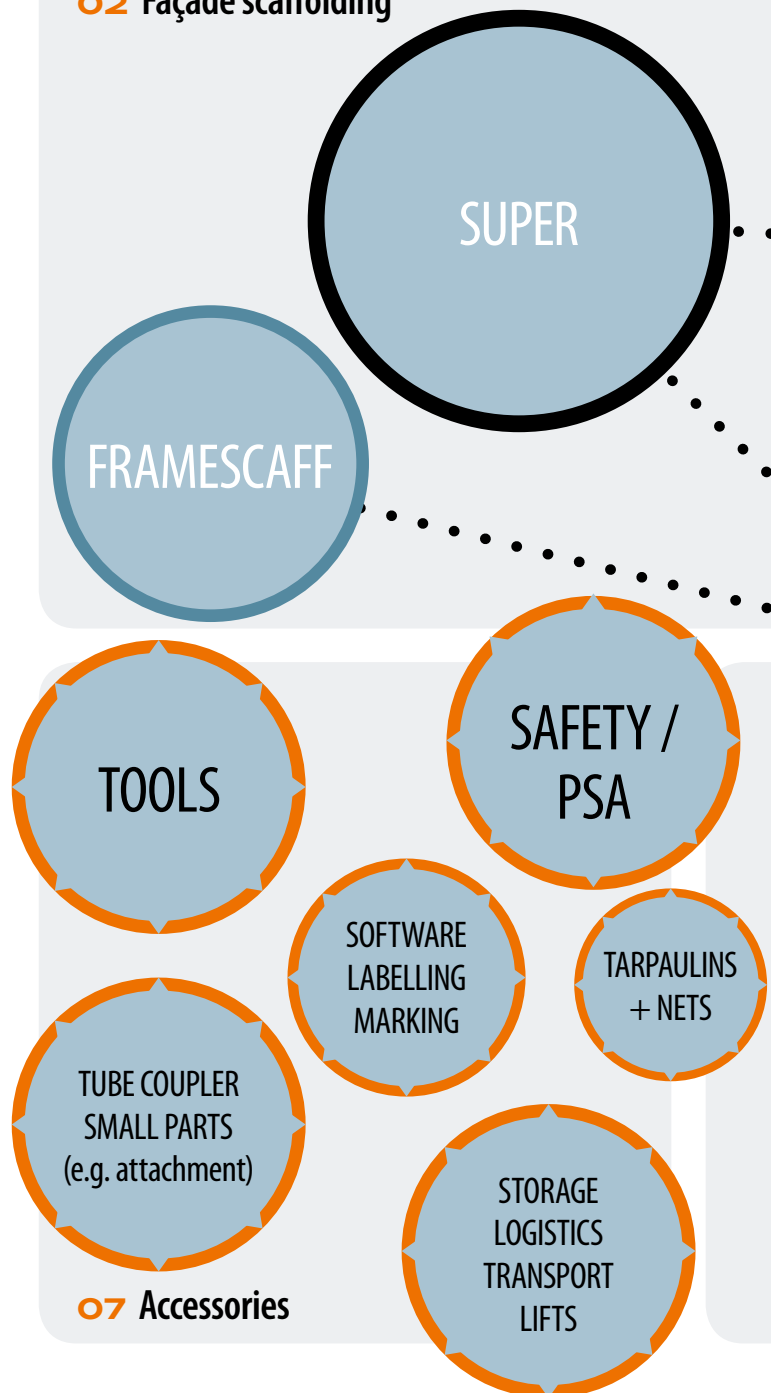
E.g. SCAFFGUARD scaffold cladding:

Economic, system-independent enclosures – and that with a minimal storage requirement. Building sites with scaffolding can be cladded very simply using SCAFFGUARD. System-independent!

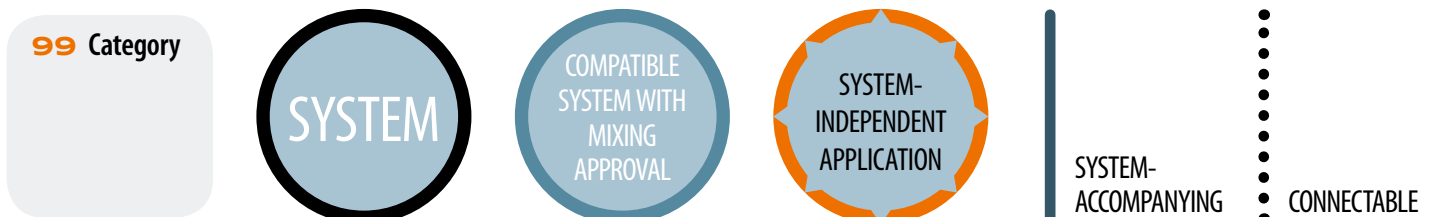
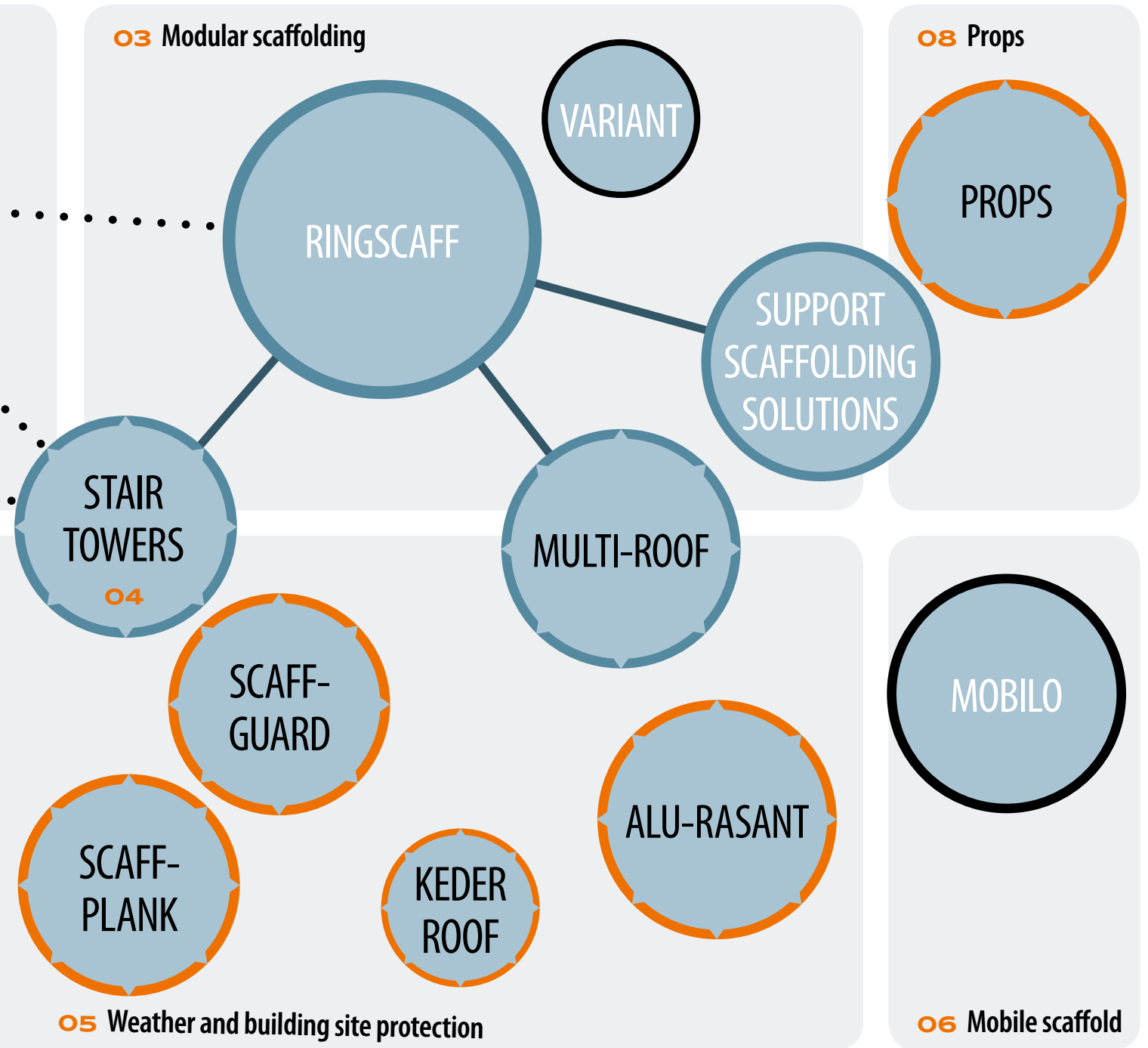
SOLUTIONS

Safety is always first in everything ScafoM-rux develops, manufactures and brings to market. Qualified engineers are constantly refining and improving our scaffolding and support structure systems with one simple objective in mind: to create conditions where people can complete their work with optimum safety. Indeed, worldwide thousands of people in industrial, construction and infrastructure sectors depend on the certified quality of ScafoM-rux systems. We listen and learn from them, combining their demands and their expertise into smart solutions, efficient production and sensible working methods. Collaboration and mutual respect are key.

02 Façade scaffolding



*This overview shows
you just how wide our
product range is and
how well one thing inter-
connects with the other.*





SMART DETAILS
FRAMESCAFF | FAÇADE SCAFFOLDING

MODULAR SCAFFOLDING
FAÇADE SCAFFOLDING
WEATHER PROTECTION
BUILDING SITE PROTECTION
MOBILE SCAFFOLDS
PROPS
ACCESSORIES
IDEAS

**SMART
DETAILS
GREAT
SOLUTIONS!**



APP



Vimeo | YouTube



FACEBOOK



SCAFOM-RUX.DE

Scafom-rux GmbH

Neue Straße 7 · 58135 Hagen · Germany
P +31 2331 4709-0 · info@scafom-rux.de

 **scafom-rux**